



Ingram

## Technical description

---

### Beds

---

**Base** Plastic feet within upholstered storage box; legs or cantilever skid base, with the middle supporting leg (always black colour)

---

**Construction** Board, upholstered, polyurethane foam, metal frame, resilient slats adjusted to all kinds of mattresses (the mattress is to be ordered separately)

---

**Accessories** The bed with storage box equipped with the storage section for bedding and lifting mechanism

---

**Finish** Fabric, leather (possible additional stitching in case of leather), the possibility of wrinkled upholstery in bed with storage box (an option)

---

### Headboards

---

**Construction** Board-based construction

---

**Filing** Polyurethane foam

---

**Finish** Fabric, leather (possible additional stitching for leather)

**Noti.**



Full, single-piece headboards

Base Plastic feet

Finish Fabric, leather; the back section covered with black raw textile

Accessories Pockets — optional

Mounting Mounted to bed frame

Horizontal headboard panels

Finish Fabric, leather; the wrinkled upholstery (an option)

Mounting To the wall, with magnets

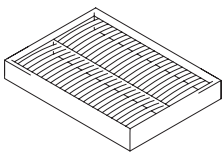
Vertical headboard panels

Finishing Fabric, leather

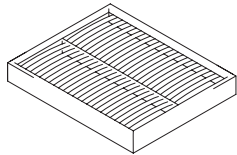
Accessories Pockets — optional

Mounting To the wall, with magnets

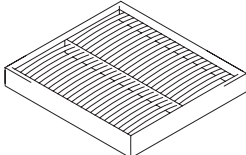
Width × Depth × Height × Seat Height (cm)



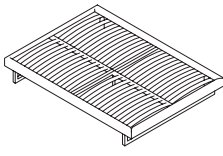
IN/L140/S  
IN/L140/S/M  
153 x 210 x 28



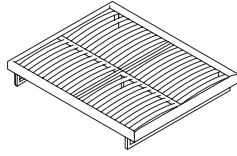
IN/L160/S  
IN/L160/S/M  
173 x 210 x 28



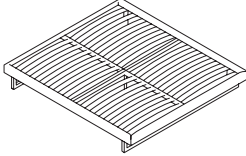
IN/L180/S  
IN/L180/S/M  
193 x 210 x 28



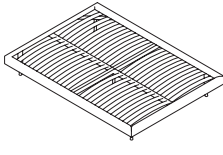
IN/L140/PL  
153 x 210 x 28



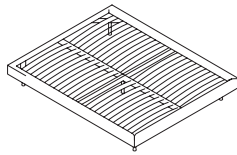
IN/L160/PL  
173 x 210 x 28



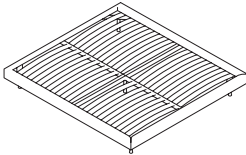
IN/L180/PL  
193 x 210 x 28



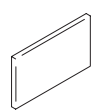
IN/L140/NL  
153 x 210 x 28



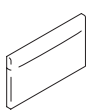
IN/L160/NL  
173 x 210 x 28



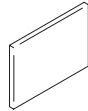
IN/L180/NL  
193 x 210 x 28



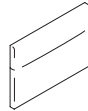
IN/W140/N  
153 x 10 x 90



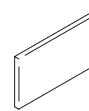
IN/W140/N/K  
153 x 10 x 90



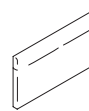
IN/W140/W  
153 x 10 x 110



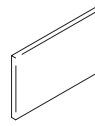
IN/W140/W/K  
153 x 10 x 110



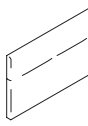
IN/W160/N  
173 x 10 x 90



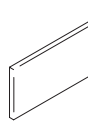
IN/W160/N/K  
173 x 10 x 90



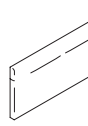
IN/W160/W  
173 x 10 x 110



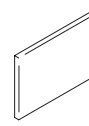
IN/W160/W/K  
173 x 10 x 110



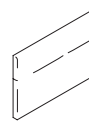
IN/W180/N  
193 x 10 x 90



IN/W180/N/K  
193 x 10 x 90



IN/W180/W  
193 x 10 x 110



IN/W180/W/K  
193 x 10 x 110



IN/P140/PZ  
IN/P140/PZ/M  
153 x 7 x 28



IN/P160/PZ  
IN/P160/PZ/M  
173 x 7 x 28



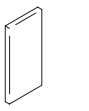
IN/P180/PZ  
IN/P180/PZ/M  
193 x 7 x 28



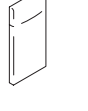
IN/P60/PZ  
IN/P60/PZ/M  
60 x 7 x 28



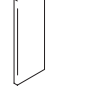
IN/P110/PZ  
IN/P110/PZ/M  
110 x 7 x 28



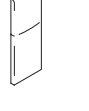
IN/P90/PI  
45 x 9 x 90



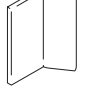
IN/P90/PI/K  
45 x 9 x 90



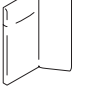
IN/P120/PI  
45 x 9 x 120



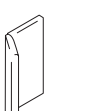
IN/P120/PI/K  
45 x 9 x 120



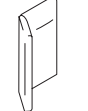
IN/P90/PI/P  
67 x 31 x 90



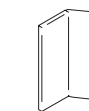
IN/P90/PI/P/K  
67 x 31 x 90



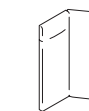
IN/P90/PIL  
67 x 31 x 90



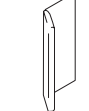
IN/P90/PIL/K  
67 x 31 x 90



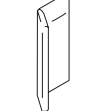
IN/P120/PI/P  
67 x 31 x 120



IN/P120/PI/P/K  
67 x 31 x 120



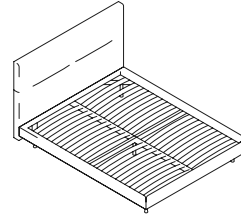
IN/P120/PIL  
67 x 31 x 120



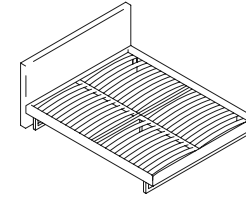
IN/P120/PIL/K  
67 x 31 x 120



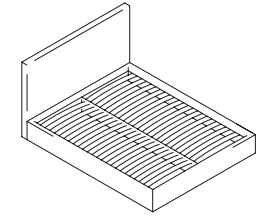
## Exemplary set-ups



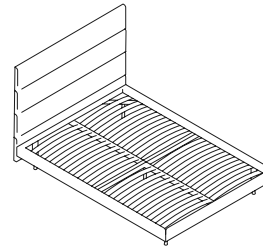
IN/L160/NL  
IN/W160/W/K



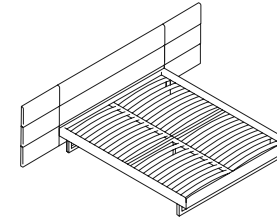
IN/L160/PL  
IN/W160/N



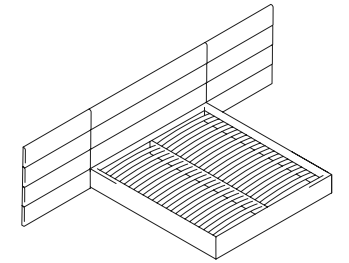
IN/L160/S  
IN/W160/W



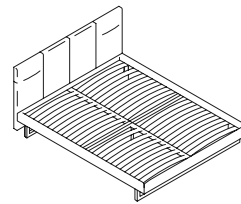
IN/L140/NL  
IN/W140/PZ x 4



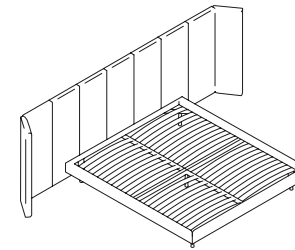
IN/L160/PL  
IN/W160/PZ x 3  
IN/P60/PZ x 6



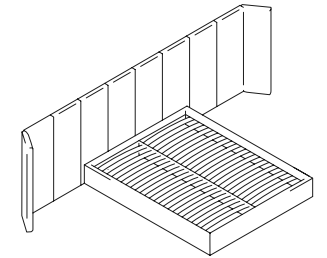
IN/L180/S  
IN/W180/PZ x 3  
IN\_P110/PZ x 8



IN/L160/PL  
IN/P90/PI x 2  
IN/P90/PI/K x 2



IN/L180/NL  
IN/P120/PIP  
IN/P120/PI x 5  
IN/P120/PIL



IN/L160/S  
IN/P120/PIP  
IN/P120/PI x 6  
IN/P120/PIL